



Repair Services

Expert repair and inspection of industrial components and machinery is critical to the success of any industrial operation. BDI is your reliable and proficient partner in overcoming the challenges, obstacles and delays in getting your equipment back to operational condition.

Common Applications

- ▶ Calibration
- ▶ Clipper Lacing Machine Repair
- ▶ Custom Machining
- ▶ Inspection
- ▶ Rebuild
- ▶ Refurbish
- ▶ Repair
- ▶ Reverse Engineering
- ▶ Sharpening

Benefits

- ▶ Cost effective vs new
- ▶ Costly to retrofit new equipment
- ▶ Exchange services
- ▶ Reduced lead times vs new
- ▶ Technical expertise



Actuators/ Jacks




BallScrew/ Linear



Bearings



Calibration



Clutches/ Couplings



Electrical



Gearbox



Hydraulic/ Pneumatic



Crushers/
Shaker Screens



Mixers/ Centrifuges



Roller and Pulley
Covering



Spindle/ Live Center




Repair Categories

Working together with our repair partners, BDI is capable of handling all your repair, rebuild, retrofitting, or remanufacture needs.

BDI's repair categories include:

Actuators / Jacks

- ▶ Mechanical
- ▶ Electrical



Ball Screw / Linear Systems

- ▶ Precision Ground
- ▶ Rolled
- ▶ Tables



Bearings

- ▶ Ball
- ▶ Tapered Roller
- ▶ Large Bore Spherical



Calibration

- ▶ Precision Instruments
- ▶ Diagnostic Equipment
- ▶ Meters



Clutches / Couplings

- ▶ Backstops
- ▶ High Speed couplings



Crane / Hoist

- ▶ Preventative Maintenance
- ▶ Electronic Drive Repair
- ▶ Rebuilds
- ▶ On-site Repair
- ▶ In-shop Repair





Repair Categories

Chain

- Overhead/ Inverted Trolley chain




Custom Machining

- Milling
- Rework
- Shafting



Roller Lacer

- Exchange
- Rebuild



PEACE OF MIND PROCESS

1. Pickup
2. Inspect
3. Quote
4. Expedite
5. Repair
6. Deliver
7. Track Warranty

Servo

- Servo valves
- Proportional valves
- AC Servo motors
- DC Servo motors
- Spindle motors



Tool Repair

- Air
- Electric





Repair Categories

Electrical

- ▶ PLC
- ▶ Servo
- ▶ Board
- ▶ AC Drives
- ▶ DC Drives
- ▶ Instruments
- ▶ Motors



Gearbox / Indexer

- ▶ Helical
- ▶ Parallel
- ▶ In-line
- ▶ Up to 2 year Warranty
- ▶ Reverse Engineering
- ▶ Servo



Hydraulic / Pneumatic

- ▶ Cylinders
- ▶ Valves
- ▶ Pumps
- ▶ Motors
- ▶ Rotary Unions
- ▶ Vacuum Pumps



Crushers / Shakers

- ▶ Cone Crushers
- ▶ Pulvertizers
- ▶ Vibrating Screens
- ▶ Jaw Crushers
- ▶ Clinker Grinders
- ▶ Coal Crushers



Mixers / Centrifuges / Extruders

- ▶ Paddle Mixers
- ▶ Plow Mixers
- ▶ Basket Centrifuges
- ▶ Plastics Extruders



Roller & Pulley Covering

- ▶ Contact Wheels
- ▶ Rubber Covering
- ▶ Elastomeric Sleeves
- ▶ Pulley Lagging



Spindle / Live Center

- ▶ Spindles
- ▶ Live Centers
- ▶ Dead Centers
- ▶ Face Drivers





For more information on BDI's Repair capabilities,
please contact your local BDI branch location,
or visit our website at: www.bdiworldwide.com

Place branch label here